

Head Start Community Needs Assessment

2020 Update



This Process is funded 100% with Federal Funds received from the U.S. Department of Health and Human Services (HHS) provided by the Missouri Department of Social Services, Family Support Division; Childcare Development Funds provided by Missouri Department of Social Services, Early Child Section of Children's Division; and the Office of Head Start.

Contents:

Purpose and Methodology	1
Overview	2
Program Information	3
Poverty Rates	4
Eligibility (Children)	5
Eligibility (Children)	6
Eligibility (Ethnicity)	7
Children with Disabilities	8
Strengths and Resources	9
Strengths and Resources	10
Needs in the Community	10
Needs in the Community	11
Needs in the Community	12
Education levels (Families)	13
Occupation (Families)	13
Community Survey	14
Community Survey	15
Childcare Availability	16
Childcares Availability	17
Childcare Availability	18
Community Survey	19-28
Focus Groups	34

Purpose and Methodology

Purpose

According to HSPS 1302.11(b) (2) a program must conduct a community needs assessment at least once over the five-year grant period. The assessment needs to be annually reviewed and updated to reflect any significant increased availability of publicly -funded pre-Kindergarten, rates of family and child homelessness, significant shifts in community demographic and resources.

Methodology:

We attended a session in Jefferson City with Community Services Block Grant Directors where we as a group designed focus groups questions and Community Needs Survey questions. The questions in the focus groups were focused on the following areas: Transportation, Health, Education, Nutrition, Housing and Income needs in our service areas. This data has been compiled and is in this report. The Board of Directors participated in collecting data about the strengths in their prospective community. Data was also collected by the ERSEA Content Area manager on Eligibility of children in the Head Start program. The family Advocates collected data on Education and Occupations of the Families. Data was collected using the following website: <http://assessment.Communitycommons.org> . for the population trends. Data was also collected from the Missouri Childcare Provider. Search engine om <http://webapp01.dhss.mo.go/Childcare Search/SearchEngine.aspx.Staff>

Overview:

Our mission: Collaborate with local partners to provide human service programs for low-income individuals and families in our community to make positive changes towards self-sufficiency.

Promise:

Community Action Changes people's lives, embodies the spirit of hope, improves communities and makes America a better place to live. We care about the entire community and are dedicated to helping people help themselves and each other.

History:

Community Action Partnership of Northeast Missouri (Northeast Missouri Community Action Agency) was established in 1965. In August of that same year, the Economic Opportunity Act was signed into law by President Johnson creating the nationwide Community Action Network. This was a direct response to President Lyndon Johnson's "War on Poverty"

Program Information:

Clark County:

According to the 2017 Census Bureau Clark county has a population of 6,807. There has been a growth decline of 0.773%. In Clark County we have two Head Start centers. The center in Wayland is owned by NMCAA. This center offers one preschool classroom that operates 4 hours a day with an over-lapped bussing pattern. The class serves 20 Children. Ten of which are funded through Head Start. The remainder of the Children is Private pay. The center in Kahoka serves 20 children with Duration Services. Bussing is not offered at this center. With Duration Grant funding, the Head Start program was able to purchase the Kahoka center in December 2017.

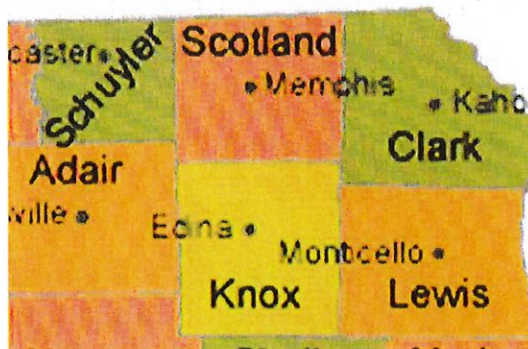
Scotland County has a population of 4,966. There has been a growth of 2.6%. We have a 0-5 center. Twelve EHS children are served with Duration Services. Five of the children are State funded and seven of the children are Federally Funded. The preschool classroom serves 20 children for 4.5 hours a day. The center in Memphis is owned by NMCAA.

Adair County:

Adair county has the largest population in our service area. According to the last census review in 2017 the number of people is 25,437 and there has been a growth decline of 0.431%. We have two centers in Kirksville; Jamison Street Head Start (JSHS) and Kirksville Part Day center. Jamison Street Center is owned by NMCAA. Kirksville Part Day Head Start is a rented facility. JSHS is a 0-5 center. The infants /toddlers are provided with full day, full year services. One classroom is full day. The other classroom is a one session classroom with one teacher and a teacher aide. KVPD is a Duration Center with two classrooms with two classrooms that service 3-5-year olds. We have three partner sites in Adair County. We have a partnership with Bright Beginnings Infant/Toddler learning Center that serves 18 (6 federal and 12 State). We have a partnership with Early Childhood Learning Center at Kirksville R-3. We have 6 (Federal) Infant and toddlers in their Early classrooms I and 8 Preschool children. These are full day, full - year services. We also partner with Adair county R-1 and serve 13 Head Start children in their preschool program.

Central office, which houses our management team is located in Kirksville, MO

Here is a map of our service area and the towns where the centers are located



Knox County:

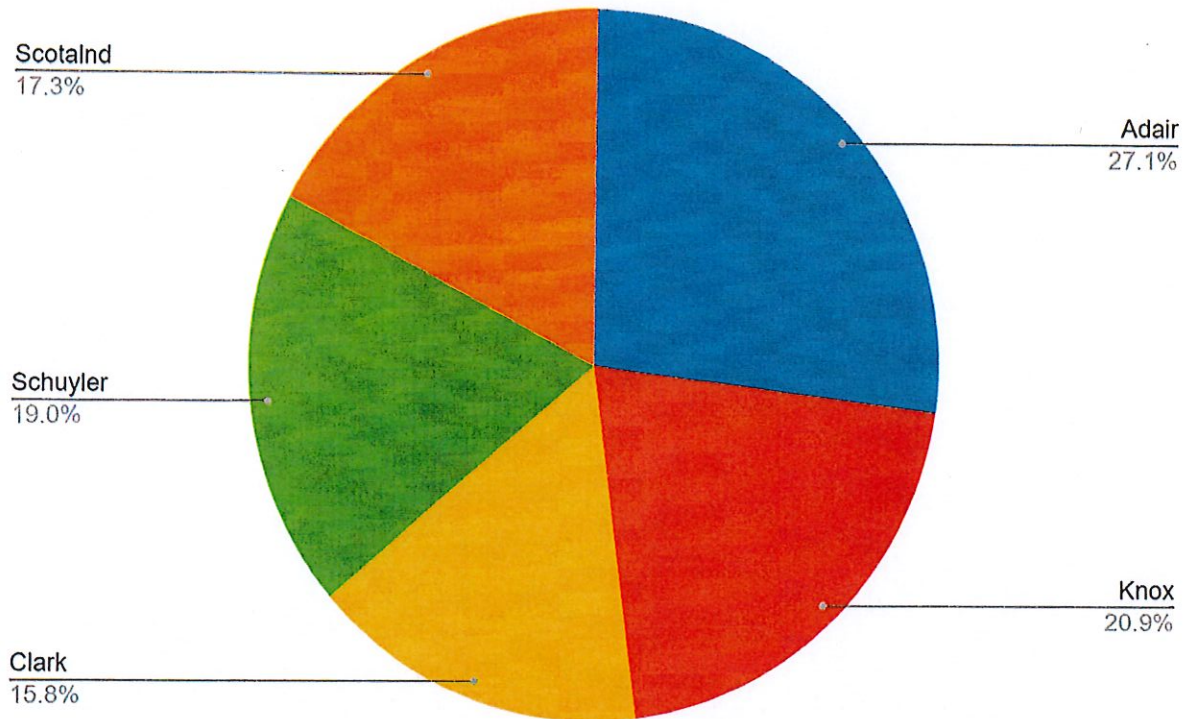
According to the Census Bureau of 2017 Knox county has a population of 3,376. There has been a growth decline of 0.525%. We have one preschool classroom with 20 children and an infant toddler class that has 8 Infant/Toddlers; 4 Federally funded and 4 State funded.

Schuyler County:

According to the Census Bureau of 2017 Schuyler county has a population of 4,450 and has a growth of 1.23% We have a Head Start center that serves 17 three- four olds for 3,5 hours a day. The Glenwood center is owned by the program.

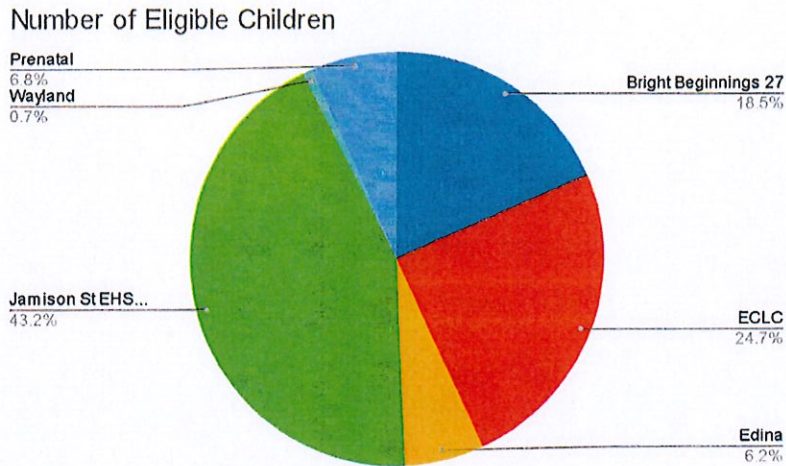
Poverty Rates (Census Bureau 2017)

This chart indicates the Poverty rates in our Agency's Service areas. Adair county has 27.1% poverty rate; Knox County has 20.9% poverty rate; Clark County has a poverty rate of 15.8%; Scotland County has a poverty rate of 17.3%; and Schuyler County has a poverty rate of 19.0%.



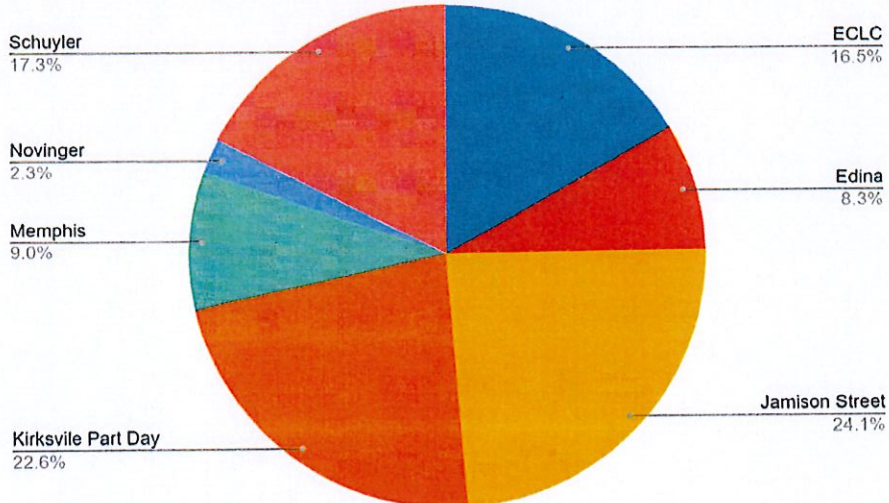
Eligibility:

The chart below indicates the number of Eligible Early Head Start children in our centers including Prenatal moms that are Eligible. Bright Beginnings has a percentage of 18.5%. Early Childhood Learning Center has a percentage of 24.7% Wayland has a percentage of 0.7%. Jamison Street in Kirksville has a percentage of 43.2%. Edina has a percentage of 6.2%.



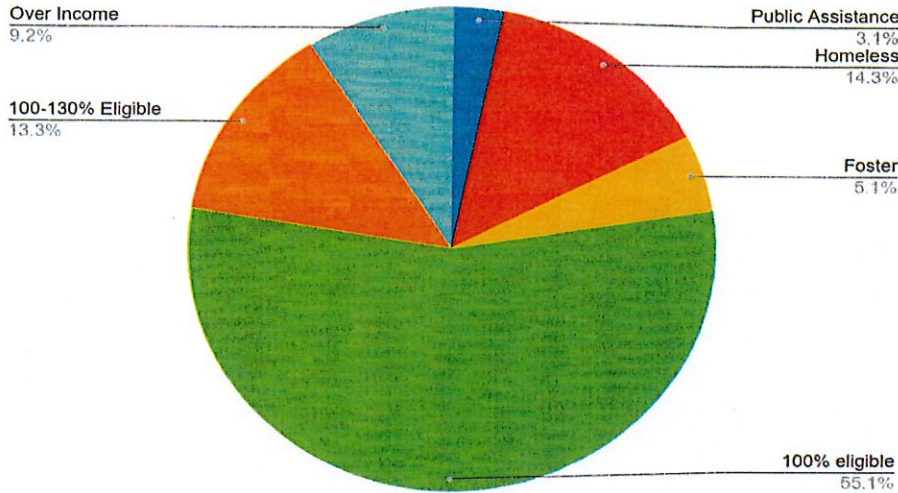
The chart below indicates the number of Eligible Head Start Children in our centers. Schuyler has a percentage of 17.3%. The Early Childhood Learning Center has a percentage of 16.5%. Novinger Schools has a percentage of 2.3%. Edina has a percentage of 8.3%. Memphis has a percentage of 9.0%. Kirksville Part Day has a percentage of 22.6%. Jamison Street has a percentage of 24.1%.

Number of Eligible Children



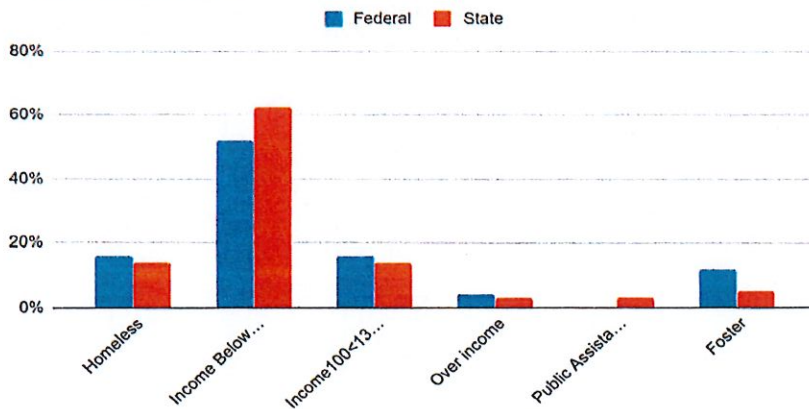
Eligibility:

The chart below indicates the following in Head Start: 14.35 are experiencing homelessness, 3.1% need public assistance, 9.2% are over income, 13.3% are 100-130 % eligible, 55.1% are 100% eligible, and 5.1% are in Foster care.



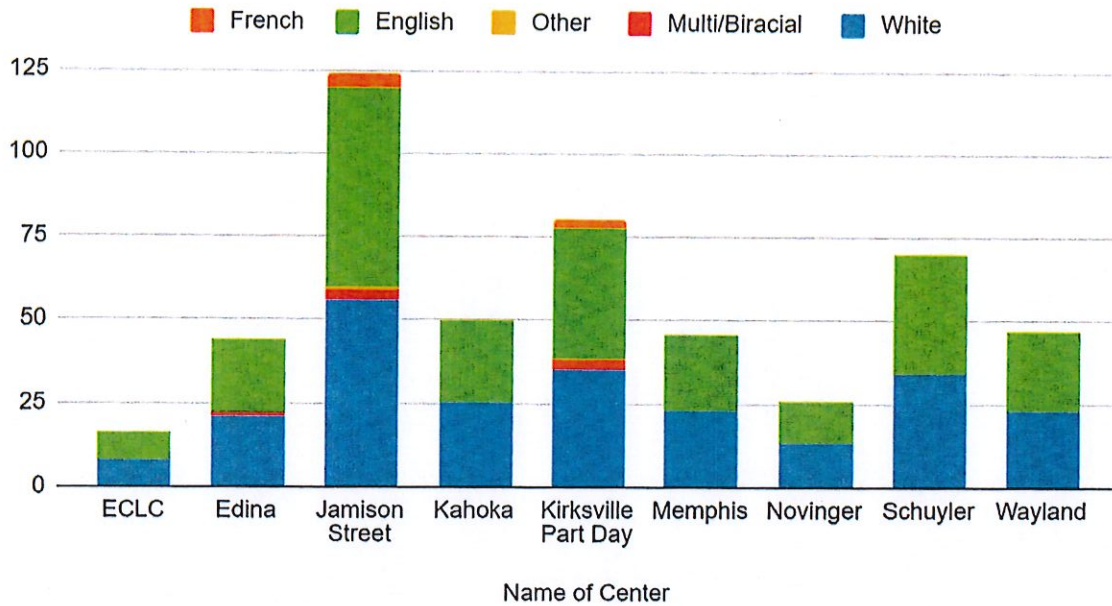
The Chart below indicates the Following in Early Head Start ; 12% Federally Funded are in the foster system; 55 state funded are in the Foster System; 16% Federally Funded are in Homelessness, 14% State Funded are in Homelessness; 52% Federally Funded are income below 100% ; 62% state funded are income below 100% ; 16% Federally Funded are income 100< 130% : 14% State Funded are income 100< 130% 4% Federally Funded are over Income; 3% State Funded are over income; 0% Federally Funded need public Assistance; 3% State funded need Public assistance

Federal and State



The Chart below indicates the Ethnicity and the number of children and the languages that they speak in each center. We service a population of French speaking children from the Congo in Africa.

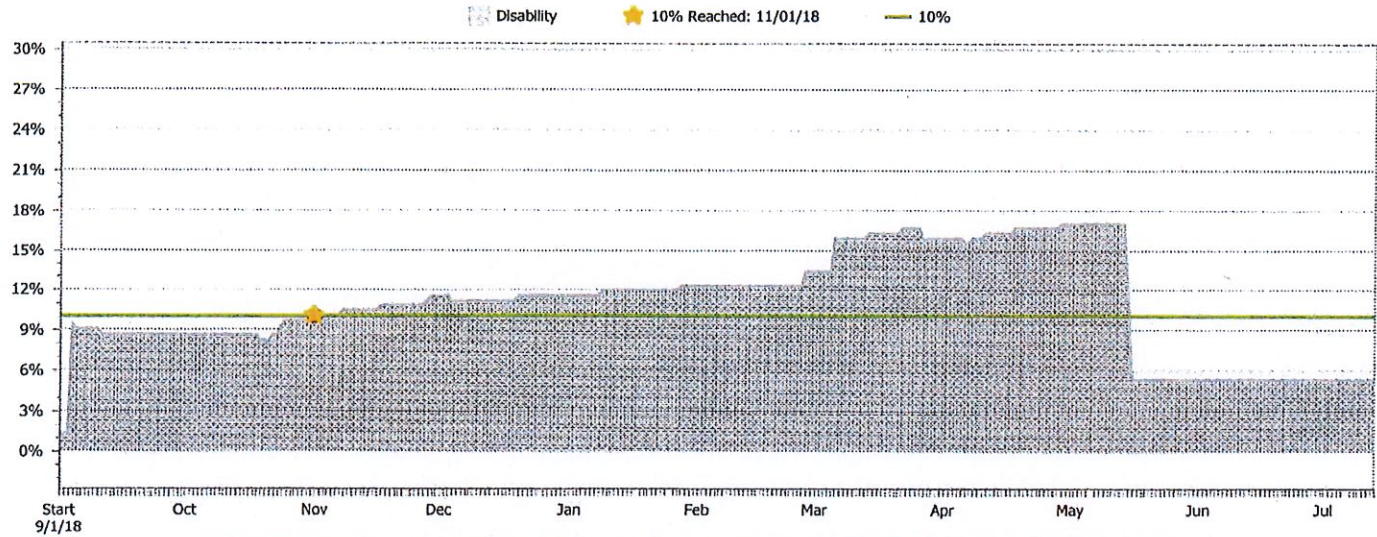
Black , White, Multi/Biracial , Other , English ...



Children with Disabilities:

The table and graph below indicates the percentage of children with Disabilities that NMCAA served during the 2018-2019 school year.

NMCAA



	Start 9/1/18	Oct 10/1/18	Nov 11/1/18	Dec 12/1/18	Jan 1/1/19	Feb 2/1/19	Mar 3/1/19	Apr 4/1/19	May 5/1/19	Jun 6/1/19	Jul 7/1/19	End 7/13/19
Funded Enrollment	276	276	276	276	276	276	276	276	276	276	276	276
IEP	4	22	27	30	30	32	35	42	46	14	14	14
IFSP	0	2	1	2	2	2	2	2	1	1	1	1
Total (IEP + IFSP)	4	24	28	32	32	34	37	44	47	15	15	15
Percent of Funded	1.4%	8.7%	10.1%	11.6%	11.6%	12.3%	13.4%	15.9%	17.0%	5.4%	5.4%	5.4%
Concern*	1	30	36	32	31	28	25	24	24	3	2	1

* In the grid, 'Concern' represents the number of children with one or more open concerns that do not also have an open IEP or IFSP.
Tip: Run report 3503 for a list of participants who count in the above totals.

© ChildPlus

By May 2018 17% of the children were Eligible for services under IDEA and were given services. The Summer numbers decrease as several of the Head Start centers are out for the summer.

Strengths and Resources in the Service Communities:

Scotland County:

There is a Community Theater run by volunteers. Community Players perform a play yearly. Most of the community participate in this event. There is a hospital that takes care of many of the medical needs in the community. There is a high population of Mennonite Families who have started many businesses. Scotland county has two city lakes. Scotland county has a 4H community. The Scotland County R-1 school district enrolls children from pre-k to high school. Other resources available are: Child Support Enforcement, Employment Security, Housing Authority, Lifeline Pregnancy Resource Center, Victim Support Services, and WIC. There is Memphis Missouri Food Pantries that provides a listing of pantries, and information on food closets, food banks, soup kitchens, congregate meal locations, food boxes, vouchers, et

Knox County:

The Knox County R1 school district enrolls children from pre-k to high school. Knox County has an Ambulance District. The Knox County Health Department offers in Home Health care, Public Health, and WIC to the Community. Caring Communities is a business that employs a staff of approximately 23. HIUD provides homes to low income families. The Ministerial Alliance donates and provides services of needs to people in the community. The Food Cupboard provides food once a month to people in need in the Community.

Clark County:

The children's Division provides food stamps, MC Plus childcare assistance, income maintenance programs, child abuse/neglect investigation, adoption and foster care. Housing Authority provides low income housing and rental assistance. Lifeline Pregnancy Resource center provides free pregnancy tests, Ultrasounds, options, Counseling, Health and STI Information/ Education and referrals There is a victims Support Services and WIC services.

Schuyler County:

There is a Schuyler County Food Room that offers food on Friday and the following Monday after the 2nd Wednesday 9:00am-12:00pm and 1:00pm-4:00pm. The Schuyler Health Department provides WIC services, lead screenings and immunizations. The Schuyler Caring Communities provides insurance enrollment assistance, adult education, literacy and, community health workers. The Schuyler County Library provides services to the community. The Department of Social Services Family Support Division provides the following services: child protective services, child preventative services, Foster care, Adoption, Adult Protective,

temporary assistance services, SNAP, HEAP, Employment, Medicaid and Daycare

Adair County:

Great Circle is a behavioral organization that specializes in providing treatment, education, prevention and support services to children and families. Kirksville R-3 schools, the Early Learning Childhood Center create a safe environment in which the community of learners are focused on high expectations, child-centered and research-based instruction, where every child has the opportunity to succeed. Mark Twain Mental Health provides wellness for individuals and assists individuals with developing goals for a healthy lifestyle. Nemo Pediatrics provides health care, social services, dental care and health Education. Adair County Health Department provide clinic programs and services, home health, WIC, PAT provide home visits for children from birth to kindergarten and provides developmental and parenting information for the families in the community. Truman State University Speech and Hearing provides hearing, speech and language screening assessment and treatment services to the community at no cost. The Jude vine Center provides services to families in the community who have children with Autism. Preferred family provides Mental and Behavioral Health, Substance use, employment services, Developmental Disabilities, Child Welfare, and Medical Services. Kid Sight provides free vision Screenings for children.

The Needs in the Communities: (Focus groups were developed and data was collected through interviews with families in all of the service areas)

Education:

The barriers that inhibit families from going to further their education are time, funding, lack of transportation and the distance to get to the colleges or schools. Many of the families consider education to be important and that without it is very difficult to meet the required skills of everyday life such as Math and Reading. The parent who was interviewed runs a daycare business. She said that she had observed that children need to learn to be proficient in Math and Reading. These are basic requirements for everyday life. The good role models in the community of Schuyler County that assist children with education are the schools, the Library, and the high school that offers parenting classes. The technical Center in Kirksville offers the Child Development Associate Certification for people pursuing education in early childhood. Learning Opportunities in Kirksville offers Mentoring to people in the community.

Transportation:

There is a lack of Public Transportation and Transportation that is affordable in the communities. The cost of the Public Transportation is high. Many of the parents cannot afford to buy vehicles and the families have to share vehicles. This can at times limit families from getting to work on time. The families do not always earn enough to work out of town at the better jobs so they have to work at the lower paying jobs in town. Many of the families rely on friends and family for transportation. Many times, when the vehicle breaks down, the families cannot afford to repair the vehicle.

Health:

Families have a lack of medical insurance. MO Health .net is not easy to navigate. Some of the families are reliant on parents or have insurance through their employer. At times the improved pay may cause the family to not qualify for Medical Insurance. Yet with the improved pay, the family still lacks the ability to afford Medical Insurance.

Mental Health:

The families were asked to explain what Mental Health means to them. Some of the responses were "suicide, getting advice, and that Mental Health is on the rise and "Fast growing in children and adults. Other responses were Mentally Unstable. Many of the families said there is a need for more counsellors and psychiatrist as there is an extreme lack in the service areas. Lack of funding was another concern. Many of the families said that Poverty causes depression and anxiety and affects relationships in the family. It also may cause people to become unemployed. Poverty also prevents families from being able to pay for services for their family members and children. There is also a need for people to be educated on the Meaning of "Mental Health" There is a need for more hospitals that assist people that need Mental Health services. In Schuyler county there have been a number of Opioid deaths. The family interviewed identified three people that had in the last month died due to an overdose.

Housing/Homelessness:

There is a scarcity of jobs. Pepsi has reduced the number of staff. There are only ten people at the plant. Many families live together and wander from home to home as they cannot afford the high cost of rent. Many of the houses and apartments have a rent of 500-550 dollars. A three-bedroom house costs between 700 and 750 dollars. The families cannot afford to buy a home. There is inadequate housing. Families find it difficult to get assistance as their income bracket is

above poverty guidelines but they do not earn enough to support their families. Families said that they need to build more homes under Community Action. There is a lack of bigger homes for families with more than one child. More duplexes and apartments are needed. There are few landlords. They monopolize the rent prices. Some family's income is just above the qualification to qualify for a Hud Home. There are trailer homes that need a lot of repair. The lower- income rentals are insufficient as they are not livable.

Nutrition:

The families considered a healthy meal to be vegetables, fruit, whole grain and no carbs or sugar. The families are unable to afford the Healthy foods as they are too expensive. Many families resort to fast food as it is cheaper. There is a lack of availability of healthy food that is reasonably priced in Memphis, Kahoka, Schuyler and Wayland. There is a lack of grocery stores. Families have to travel far to cheaper grocery stores. There are more grocery stores in Kirksville but the price of healthy foods is very high. There needs to be more training about gardening and the Community gardens need to be more centralized. There needs to be more advertising about the community Gardens.

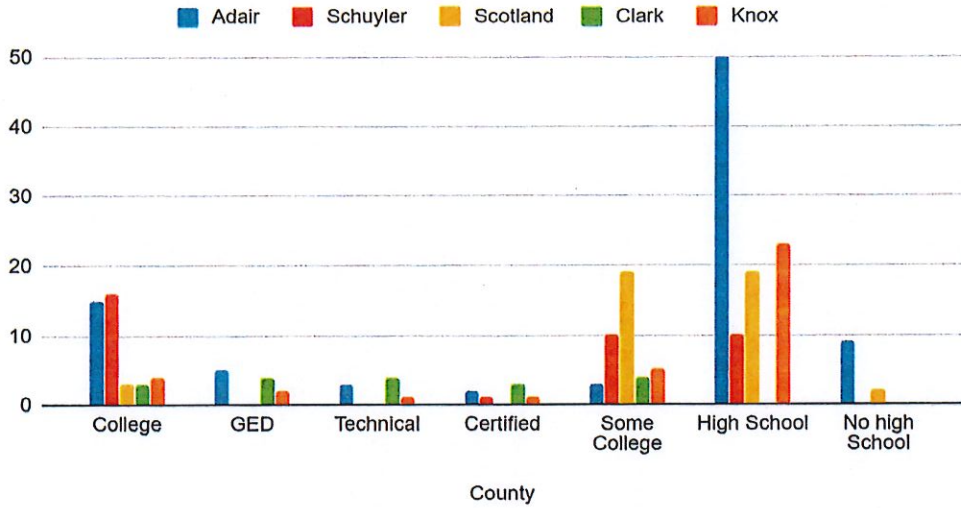
Income/Employment:

Many of the families work minimum wage jobs. Even with both parents working there is still a lack of finances. Many do not earn enough to open a savings account. Many families cannot afford to pay for emergencies. Many families borrow from loan businesses as they do not earn enough to pay the basic bills and needs. Many families purchase cheap items from "Swop Shop" on line. Due to debt, many of the families suffer from stress, ill health and broken relationships. Families become isolated and face embarrassment. Families that were interviewed stated that they needed employers that offered more benefits such as healthcare, 401k retirement. There needs to be more jobs Many of the families lack the skills to fill out the paperwork for acquiring jobs. There is a lack of full- time jobs. Many jobs require a qualification. Many of the families are unqualified.

Education:

The chart below indicates the Education Level of the families in our Service area: Adair, Schuyler, Scotland, Clark and Knox Counties.

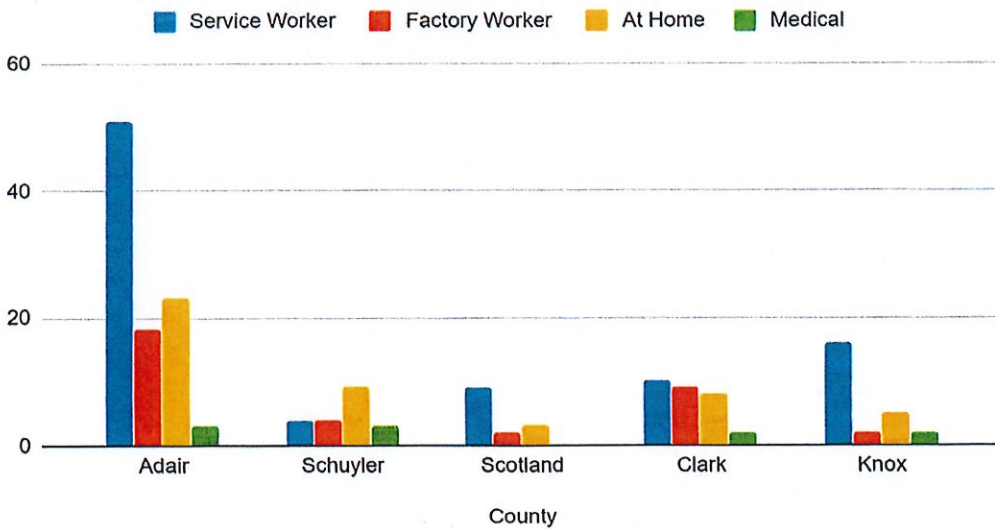
Adair , Schuyler , Scotland, Clark and Knox



Occupations

The Chart below indicates the occupations of parents within our service Areas: Adair, Schuyler, Scotland, Clark and Knox County


Service Worker , Factory Worker , At Home and Medical



The chart below indicates the results from the Community Survey. The biggest issue is Jobs/Employment/Income which is at 42.5%

In your opinion, what is the biggest issue for low-income individuals and families in our community?

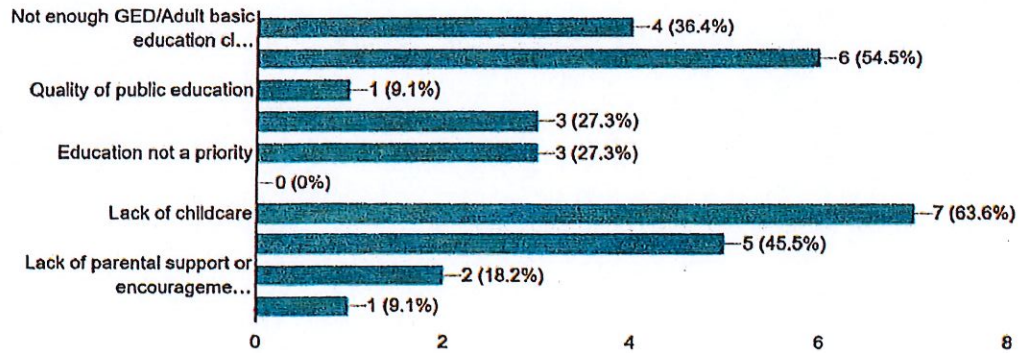
174 responses



The Chart below indicates the basic education issues and barriers in our service area according to the Community survey that was completed.

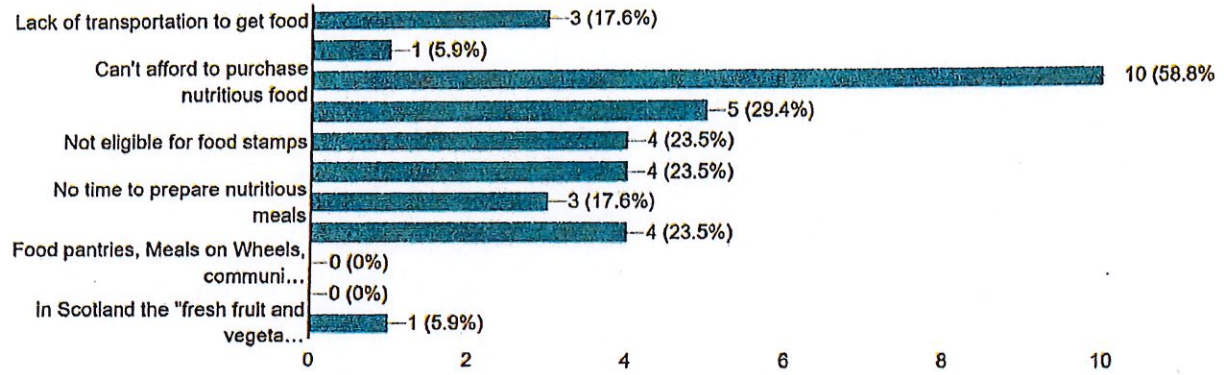
Which do you consider to be basic education issues or barriers in your area (check all that apply)

11 responses



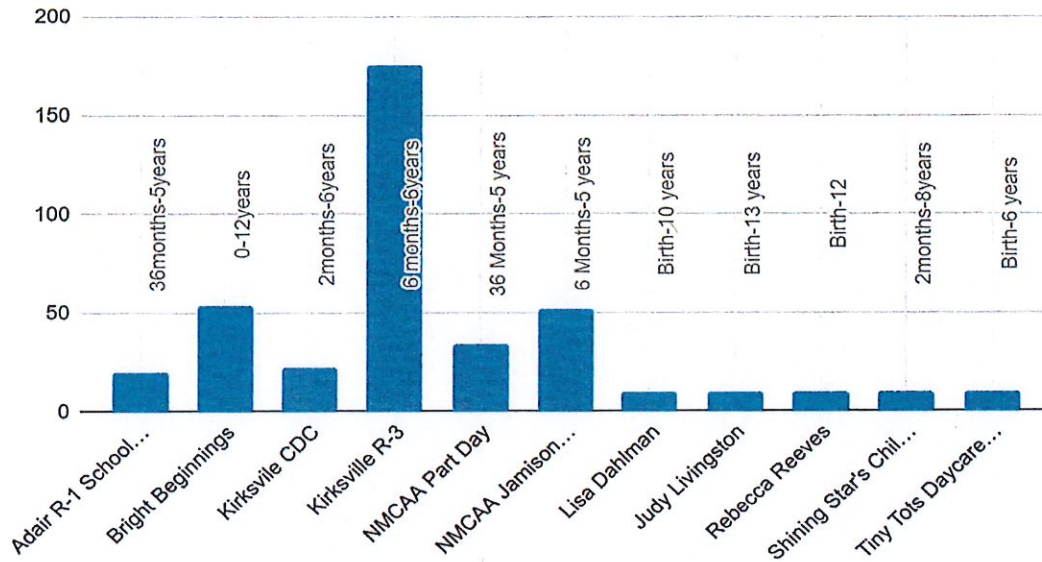
The Chart Below indicates the nutrition issues according to the results of the Community Survey in our service area.

Which do you consider to be nutrition issues for you or others in your area (check all that apply)
17 responses

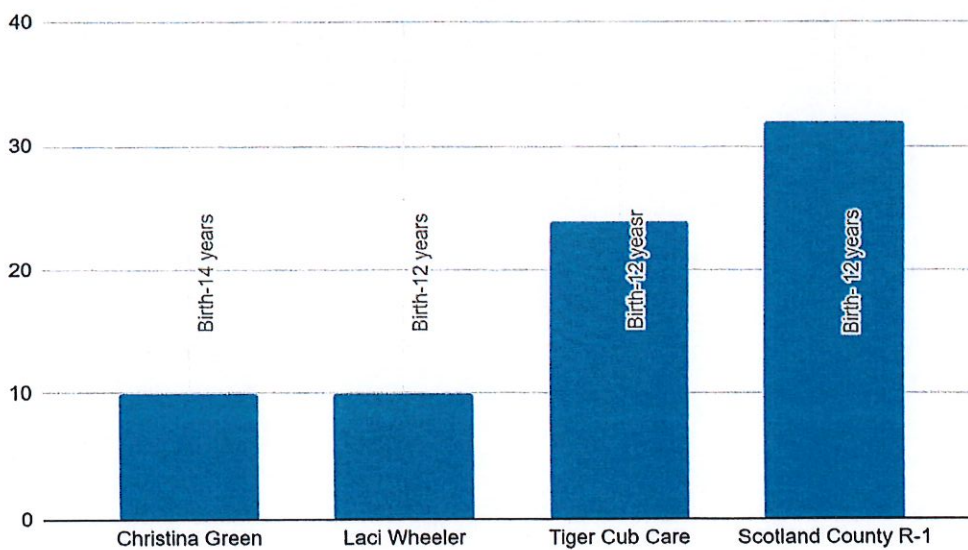


Childcare Availability:

The Chart below indicates the childcare services available in Adair County in our service area.

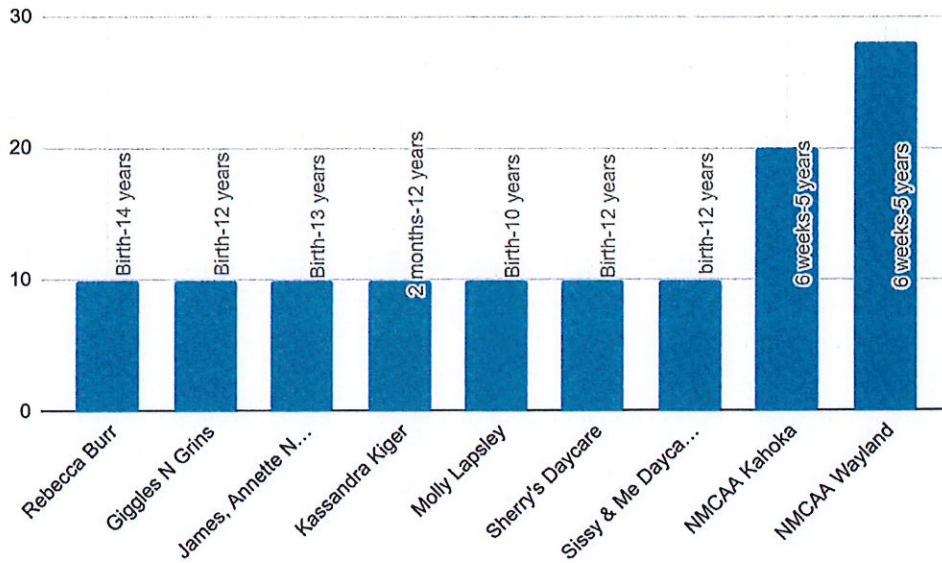


The Chart below indicates the childcare services available in Scotland County in our service area

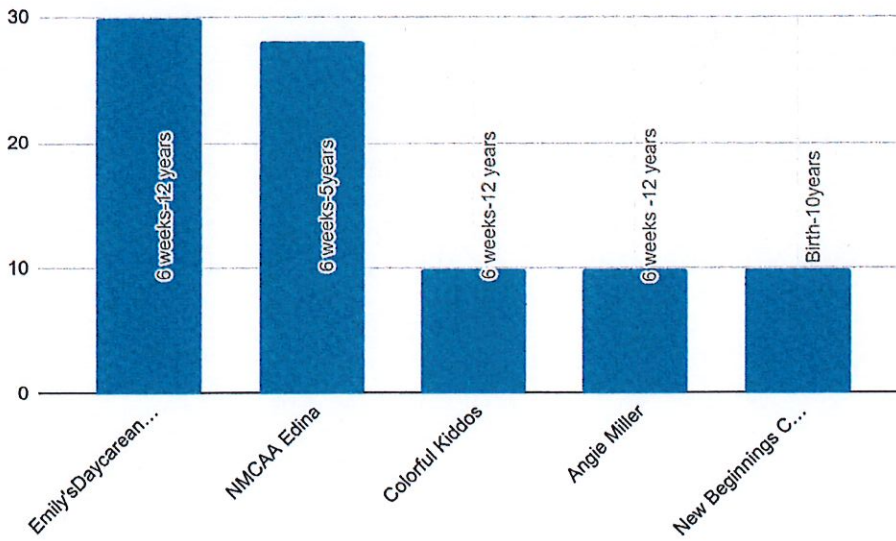


Childcare Availability

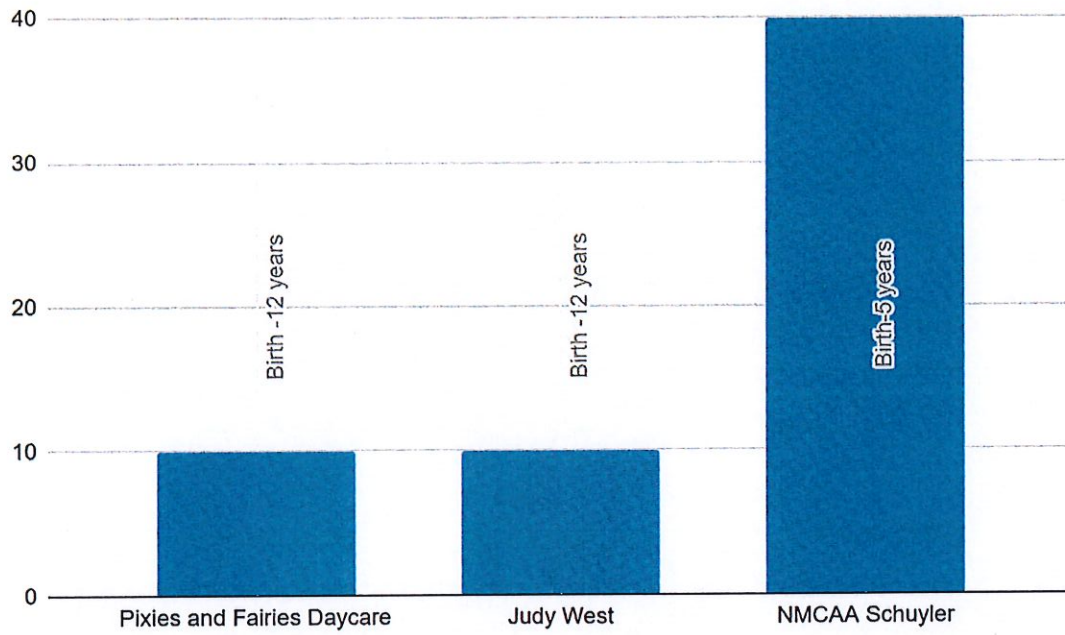
The chart below indicates the Childcare Services available in Clark County in our Service area.



The Chart indicates the Childcare Services available in Knox County in our Service Area.



The Chart below indicates the childcare Availability in Schuyler in our service Area.



1. Community Survey

Please take a moment to answer the questions on this short survey. Your answers will help us to develop our Community Needs Assessment. We will utilize this needs assessment to develop programs that most effectively meet the needs of our clients. Please answer all questions!

If you'd like to leave the survey at any time, just click "Exit this survey". Your answers will be saved.

1. What county do you reside in?

- Barton
- Jasper
- Newton
- McDonald

Other (please specify)

2. What type of organization do you represent? (Check all that apply)

- Non-profit
- Faith based
- Social service provider
- Homeless provider
- Government agency
- Educational institution
- Hospital/Medical
- Law enforcement
- For-profit business
- Child care provider

Other (please specify)

2. Community Survey

3. Why is EMPLOYMENT and issue in your community? (Please select the top 3 reasons)

- | | |
|---|--|
| <input type="checkbox"/> Don't have transportation to get to work | <input type="checkbox"/> Lack of skills/education to get a job |
| <input type="checkbox"/> Lack of good paying jobs | <input type="checkbox"/> Can't find child care |
| <input type="checkbox"/> Cost of transportation | <input type="checkbox"/> Employers/jobs leaving the area |
| <input type="checkbox"/> Cost of child care | <input type="checkbox"/> Lack of jobs paying benefits |
| <input type="checkbox"/> Long commute to work | <input type="checkbox"/> Unable to find a job in the area |
| <input type="checkbox"/> People don't want to work | |

Other (please specify)

**4. What do you feel are the top 3 things preventing people from getting out of poverty?
(Please check the 3 answers you consider the most important)**

- | | |
|---|---|
| <input type="checkbox"/> Accessing higher education | <input type="checkbox"/> Attaining a GED |
| <input type="checkbox"/> Loss of State benefits | <input type="checkbox"/> Lack of money management skills |
| <input type="checkbox"/> Quality child care | <input type="checkbox"/> Lack of affordable dental care |
| <input type="checkbox"/> Affordable child care | <input type="checkbox"/> Lack of affordable medical care |
| <input type="checkbox"/> Affordable and reliable transportation | <input type="checkbox"/> Lack of job training opportunities |
| <input type="checkbox"/> Substance abuse | <input type="checkbox"/> Mental health issues |
| <input type="checkbox"/> Motivation | <input type="checkbox"/> Affordable housing |
| <input type="checkbox"/> Other (please specify) | |

5. What are the 3 biggest challenges facing low-income people? (Please check the 3 answers you consider the most important)

- Finding/Keeping a job
- Affordable dental care
- Rise in cost of basic needs (ie. utilities, food, gasoline)
- Quality child care
- Reliable/dependable transportation
- Affordable medical care
- Accessing educational opportunities and resources
- Parenting challenges
- Affordable child care
- Safe/Affordable housing
- Other (please specify)

3.

6. What do you feel are the top 3 needs of children in our community? (Please check the 3 answers you consider the most important)

- | | |
|--|--|
| <input type="checkbox"/> Stable family environment | <input type="checkbox"/> Affordable dental care |
| <input type="checkbox"/> Affordable child care | <input type="checkbox"/> Affordable medical care |
| <input type="checkbox"/> Quality child care | <input type="checkbox"/> Drug/Alcohol free environment |
| <input type="checkbox"/> Early childhood education | <input type="checkbox"/> Proper nutrition |
| <input type="checkbox"/> Other (please specify) | |

7. Head Start/Early Head Start are mandated to serve families who are most in need. Please choose 3 items that best identify families who should receive priority for enrollment.

- Teen parents
- Parents who are working for low wages
- Parent(s) that are high school dropouts
- Parent(s) in school
- Single parent families
- Parents with limited English speaking abilities
- Two parent families
- Foster parents
- Parents who are employed

Other (please specify)

8. Is there a child with a "diagnosed" disability in your family?

- Yes No

9. If yes, how many children?

- 1 2 3 4 more than 4

10. Is there now or has there been in the past, a teenage pregnancy in your family?

- Yes No

4.

11. Please list the top 3 needs for EDUCATION in your community.

- Don't have child care
- Need help with financial aid
- Dropout prevention
- Help getting high school diploma
- Help getting higher education (college)
- Classes available are held at Inconvenient time/place
- Work related skills/training lacking in the community
- Not enough GED/Adult Basic Education classes
- Computer skills
- Help getting vocational skills
- No computer access at home
- Transportation costs too high

Other (please specify)

12. What type of training or workshop do you feel is needed in your community? (Please select the 3 most important needs)

- | | |
|--|--|
| <input type="checkbox"/> Living without basic needs simulation | <input type="checkbox"/> Parenting |
| <input type="checkbox"/> Tenant / Landlord rights | <input type="checkbox"/> Leadership |
| <input type="checkbox"/> GED | <input type="checkbox"/> Finding a rental home |
| <input type="checkbox"/> Energy conservation | <input type="checkbox"/> Interviewing/job attainment |
| <input type="checkbox"/> None | <input type="checkbox"/> Goal setting |
| <input type="checkbox"/> Nutrition | <input type="checkbox"/> Home ownership |
| <input type="checkbox"/> Technical skills | <input type="checkbox"/> Budgeting |
| <input type="checkbox"/> Gardening | <input type="checkbox"/> Resume preparation |

Other (please specify)

5.

13. What do you consider the 3 biggest barriers to families owning their own home in your community? (Please check the 3 answers you consider the most important)

- | | |
|--|---|
| <input type="checkbox"/> Unemployment | <input type="checkbox"/> Fear of the whole process |
| <input type="checkbox"/> Lack of homebuyer education | <input type="checkbox"/> Would rather rent |
| <input type="checkbox"/> Money management | <input type="checkbox"/> Credit problems |
| <input type="checkbox"/> Down payment/closing costs | <input type="checkbox"/> Lack of affordable housing |
| <input type="checkbox"/> Past criminal history | |
| <input type="checkbox"/> Other (please specify) | |

14. What repairs does your home currently need?

- | | |
|--|---|
| <input type="checkbox"/> Windows/doors | <input type="checkbox"/> Foundation |
| <input type="checkbox"/> Weatherization | <input type="checkbox"/> Holes in floors |
| <input type="checkbox"/> Heat/Air conditioning | <input type="checkbox"/> Plumbing |
| <input type="checkbox"/> No repairs needed | <input type="checkbox"/> Lead-based paint |
| <input type="checkbox"/> Mold | <input type="checkbox"/> Asbestos |
| <input type="checkbox"/> Electrical | <input type="checkbox"/> Roof |

Other (please specify)

15. Would you be interested in having an Energy Audit performed on your home?

- Yes
 No

16. If Yes, What would you be willing to pay to have the audit done?

- \$200 to \$250
 \$251 to \$300
 \$301 to \$350
 over \$350

6.

17. Which of the following NUTRITION issues most impact the families you serve? (Please check the 3 most important)

- Food allergies
- Children not willing to eat nutritious food
- Can't acquire fresh produce
- Not eligible for food stamps
- Dont know how to cook
- Food is not available-not enough food pantries/free meals
- Not enough money to purchase nutritious food
- Dont know how to prepare nutritious meals
- No time to prepare nutritious meals
- Lack of transportation to get food

Other (please specify)

18. What problems do low-income people in your community face with managing their money? (Please check the 3 most important)

- Debt problems (credit cards, etc.)
- Dont know how to get Earned Income Credit
- Not enough money to meet basic needs
- Gambling problems
- How to save money
- Difficulty getting disability income
- Need help making a spending plan
- Difficulty getting child support
- Dont know what resources are available to them

Other (please specify)

7.

19. Transportation is a problem in my community because:

- Lack of drivers license
- People don't know how to buy a car
- Cost of maintaining a car
- Public transportation is not available
- Public transportation hours/routes not convenient for people
- People don't have money for a down payment
- People can't afford repairs
- Bad credit

Other (please specify)

20. Which of ESC's programs are you familiar with? (Check all that apply)

- Case Management
- Employment Services
- Graduating with a Future
- Head Start/Early Head Start
- Home Repair
- Homeless
- HUD Section 8 Rental Assistance
- Intake, assessment, & referral process
- None
- Utility assistance
- Weatherization
- Women's Health Clinic

Other (please specify)

21. Do you feel that the programs offered by ESC adequately serve the needs of low-income people in our communities?

ESC serves client's needs: Very Well Average Below Average Poorly

22. What could ESC do to better serve our client's needs?

23. How effective is ESC in letting the community know about our services?

How effective: Very Effective Above Average Average Below Average

24. How could we better educate the public about our services?

25. What services does your community need that are not currently available?

26. What would you like to see ESC do to help struggling families?

8. This section to be completed ONLY by our HUD Section 8 landlords.

27. Where are your rental units located? (Check all that apply)

- Barton County
- Jasper County
- Newton County
- McDonald County

28. How many rental units do you own?

- 1 to 10
- 11 to 25
- 26 to 50
- 51 to 100
- 101 and over

29. At the current time, what is your vacancy rate?

30. What is the average length of time that units are vacant?

31. What rent range do you feel is affordable for most of the tenants that you deal with?

- less than \$200
- \$200 to \$300
- \$301 to \$400
- \$401 to \$500
- \$501 to \$600
- over \$600

9. Thanks!

Thank you for taking the time to answer these questions. Your answers are important to us. The results of this survey will be compiled and analyzed to provide us with valuable information on how to improve our programs and services.

Focus Group Questions: Nutrition

1. What do you consider a nutritious meal?
2. Do you believe it is difficult to obtain nutritious food? Why?
3. How would you make more nutritious food available to the community?

Focus Group Questions - Education

Do you believe there are barriers to education?

What do you believe these barriers are?

Do you believe that education is important?

If yes, why do you believe education is important?

Are there good roles models in the community?

How do you believe mentors could impact this community?

HOUSING FOCUS GROUP QUESTIONS

Have you seen homelessness in your community?

Do you personally know someone who has been homeless?

Why do you believe people become homeless?

What housing issues do you feel impacts families in your community?

What would you change regarding housing issues?

What are some of the housing resources you know of?

Focus Group Questions – Focus area Health

1. How has health care costs impacted your family?
2. What does the term mental health mean to you?

List - write it down

3. When you hear the term mental health counseling, what do you think about?
4. What do you think is the relationship between mental health and poverty?
5. What mental health services are needed in our community?
6. Why do you think people in our community don't use the mental health services that are available?
7. What do you think would encourage people in our community to use mental health services?
8. What would be the outcome if mental health services are used more?
9. How do you think mental health status impacts families, relationships, employment?

Transportation

Focus Groups

Do you know anyone who lacks transportation to work or errands?

It seems like a lot of people you know lack transportation.....

Why is this?

What do you think are the issues to transportation in your area? Ask on a personal level

What would you change about transportation issues in our community?

What types of transportation do you use? What are you using it for?

*partner-question—how do you think clients without their own transportation get from place to place?

Survey Questions

Do you agree or disagree that transportation is a barrier to getting and/or keeping a job?

Strongly Agree/ Agree/ Neither Agree or Disagree/ Disagree/ Strongly Disagree

Do you have a running reliable personal transportation? Yes/ No

How many times a week do you rely on public or other (walking, bicycle, friend) transportation?

0-1 2-3 4-5 6-7

What type of other transportation do you use?

Walking

Bicycle

Friend

Focus Group Questions- Income

1a. How do you feel about money?

1b. How do your clients/customers feel about money?

2a. How do you deal with a financial emergency (i.e. if an appliance breaks, car needs repairs, etc.)?

2b. How are financial emergencies (appliance breaks, car needs repairs) handled those in our community?

3. What are some ways to make money besides steady/full time employment?

4a. How does debt affect your family?

4b. How does debt affect families in your community?

5a. Do you have any financial goals? If so, what are your financial goals?

5b. What is needed in our community to improve income (living wage jobs, 9-5 jobs, high quality employers, etc)?